



Now have fun and learn!



Cut out and use these markers - or find your own - like a pretty stone, pencil sharpener, eraser, or even a bottle top!



Cut along the dotted lines and then fold and glue the dice together

- a pair of scissors
- glue


Cut up and make these dice and markers to use when playing the Indoor Air Pollution board game and when doing the Poisons and Chemicals maze!

# Dice and Markers


How to make your



Now have fun and learn!



Cut out and use these markers - or find your own - like a pretty stone, pencil sharpener, eraser, or even a bottle top!



Cut along the dotted lines and then fold and glue the dice together

- a pair of scissors
- glue

Cut up and make these dice and markers to use when playing the Indoor Air Pollution board game and when doing the Poisons and Chemicals maze!

# Dice and Markers


How to make your



Now have fun and learn!



Cut out and use these markers - or find your own - like a pretty stone, pencil sharpener, eraser, or even a bottle top!



Cut along the dotted lines and then fold and glue the dice together

- a pair of scissors
- glue

Cut up and make these dice and markers to use when playing the Indoor Air Pollution board game and when doing the Poisons and Chemicals maze!

# Dice and Markers


How to make your



Now have fun and learn!



Cut out and use these markers - or find your own - like a pretty stone, pencil sharpener, eraser, or even a bottle top!



Cut along the dotted lines and then fold and glue the dice together

- a pair of scissors
- glue

Cut up and make these dice and markers to use when playing the Indoor Air Pollution board game and when doing the Poisons and Chemicals maze!

# Dice and Markers

How to make your

